

PLAN 7 4 VANI



Realizzato in inox
Inox made



620 lt



700 mm



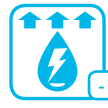
R134a
0 ÷ +8 °C



R404a
-18 ÷ -22 °C



Evaporatore centrale
Central evaporator



Evaporazione elettrica
Electric evaporation
-18 ÷ -22 °C



Angoli arrotondati
Rounded corners



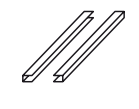
1x vano, GN 1/1 rilsan
1x space, GN 1/1 rilsan



Guide a "C"
"C" slides



Evaporazione a gas caldo
Hot gas evaporating system
0 ÷ +8 °C



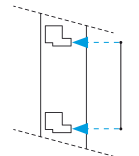
1x vano, coppia guide
1x space, slides pair



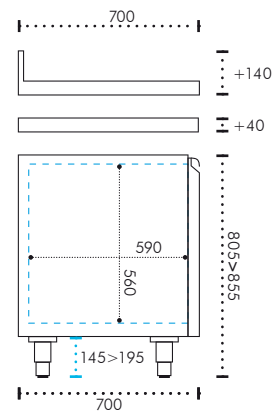
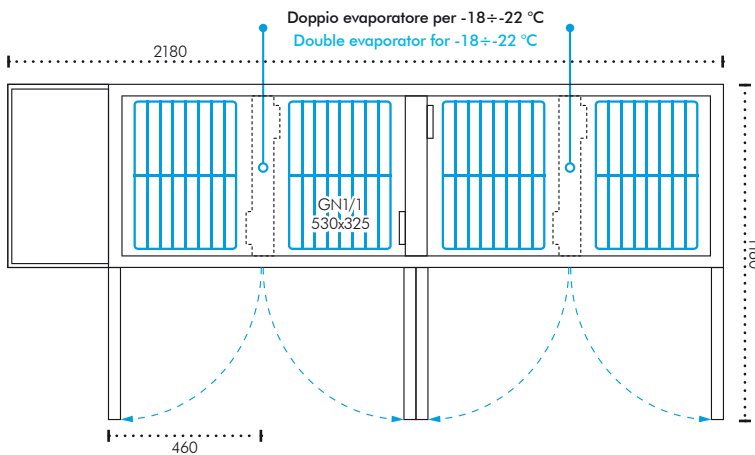
Unità cond. estraibile
Extractable cooling unit



Coibentazione a 75 mm con piano
75 mm insulation with mounted top

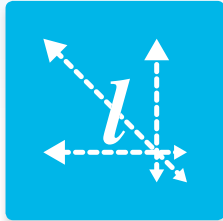


56 mm
x8 livelli
x8 positions

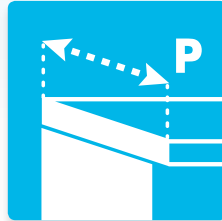




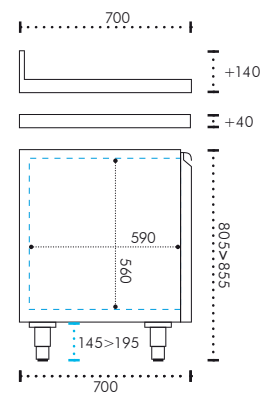
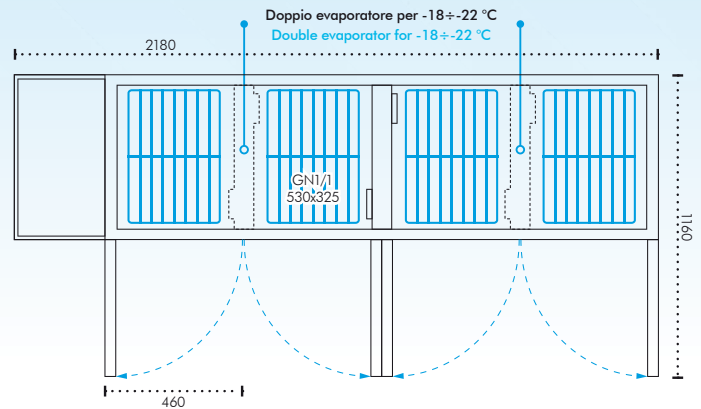
GN 1/1



620 lt



700 mm



DIMENSIONI/Measures		
VOLUME CON IMBALLO Volume with packaging		I.2300 x h.1100 x p.750 mm
PESO NETTO, SENZA PIANO Net weight, without top	0 ÷ +8 °C	110 Kg
	-18 ÷ -22 °C	133 Kg
PESO LORDO, SENZA PIANO Gross weight, without top	0 ÷ +8 °C	138 Kg
	-18 ÷ -22 °C	161 Kg
PIANO LISCIO Smooth top		+20 Kg
PIANO LISCIO CON ALZATINA Smooth top with splashback		+22 Kg
CAPACITÀ Capacity		620 Lt
PIEDINI INOX REGOLABILI Inox adjustable feet		145 ÷ 195 mm

CARATTERISTICHE/Details		
MATERIALE DI COSTRUZIONE Building material		ACCIAIO INOX AISI 304 AISI 304 Stainless steel
TEMPERATURE DISPONIBILI Available temperatures		0 ÷ +8 °C
		-18 ÷ -22 °C
GAS REFRIGERANTE Refrigerating gas	0 ÷ +8 °C	R134a
	-18 ÷ -22 °C	R404a
REFRIGERAZIONE VENTILATA Ventilated refrigeration	0 ÷ +8 °C	x1 evaporatore centrale x1 central evaporator
	-18 ÷ -22 °C	x2 evaporatore centrale x2 central evaporator
SBRINAMENTO AUTOMATICO Automatic defrosting	0 ÷ +8 °C	A fermata semplice With simple stop
	-18 ÷ -22 °C	Con resistenza elettrica With electric resistor
EVAPORAZIONE CONDENSA Evaporation of the condensate	0 ÷ +8 °C	Con gas caldo With hot gas
	-18 ÷ -22 °C	Con resistenza elettrica With electric resistor
UNITÀ CONDENSANTE ESTRAIBILE Removable cooling unit		✓
TROPICALIZZAZIONE Tropicalization		✓
PORTE REVERSIBILI Reversible doors		✓

IMPIANTO ELETTRICO/Electric system		
ALIMENTAZIONE Electrical supply		230V P+N+T/50 Hz
ASSORBIMENTO Power consumption	0 ÷ +8 °C	320W
	-18 ÷ -22 °C	1080W
RESA FRIGORIFERA evap. -10 °C / cond. 32 °C, 60% UR *evap. -30 °C / cond. 32 °C, 60% UR Refrigeration yield	0 ÷ +8 °C	499W
	-18 ÷ -22 °C	*800W

DOTAZIONE/Equipment		
GRIGLIE Shelves		x4 rilsan GN 1/1
COPPIA GUIDE INOX Inox slides pair		x4 a "C"