

PLAN 7 3 VANI



Realizzato in inox
Inox made



450 lt



700 mm



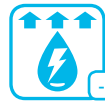
R134a
0 ÷ +8 °C



R404a
-18 ÷ -22 °C



Evaporatore centrale
Central evaporator



Evaporazione elettrica
Electric evaporation
-18 ÷ -22 °C



Angoli arrotondati
Rounded corners



Guide a "C"
"C" slides



Evaporazione a gas caldo
Hot gas evaporating system
0 ÷ +8 °C



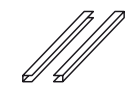
Unità cond. estraibile
Extractable cooling unit



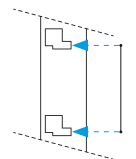
Coibentazione a 75 mm con piano
75 mm insulation with mounted top



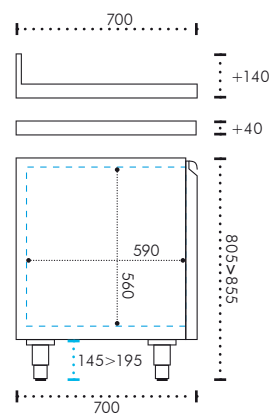
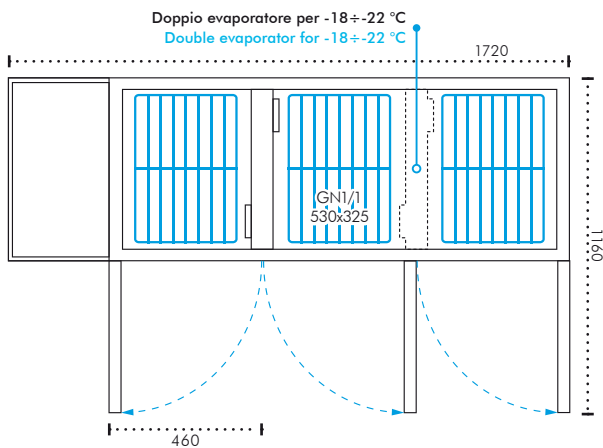
1x vano, GN 1/1 rilsan
1x space, GN 1/1 rilsan


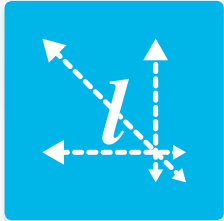
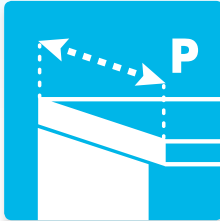


1x vano, coppia guide
1x space, slides pair



56 mm
x8 livelli
x8 positions

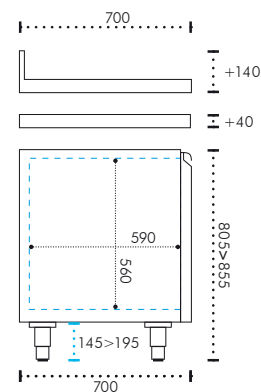
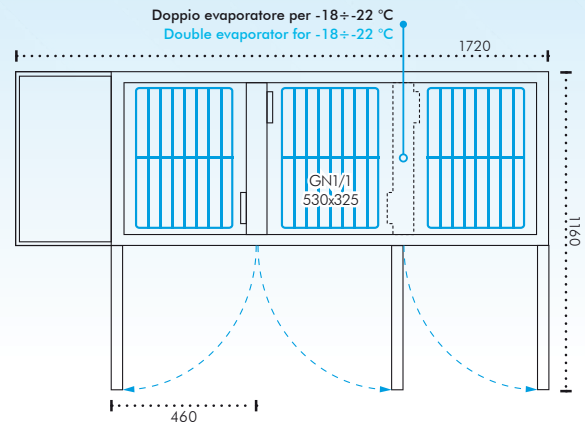



GN 1/1

450 lt

700 mm
DIMENSIONI/Measures

VOLUME CON IMBALLO Volume with packaging		I.1750 x h.1100 x p.750 mm
PESO NETTO, SENZA PIANO Net weight, without top	0 ÷ +8 °C	89 Kg
	-18 ÷ -22 °C	111 Kg
PESO LORDO, SENZA PIANO Gross weight, without top	0 ÷ +8 °C	113 Kg
	-18 ÷ -22 °C	135 Kg
PIANO LISCIO Smooth top		+16 Kg
PIANO LISCIO CON ALZATINA Smooth top with splashback		+18 Kg
CAPACITÀ Capacity		450 Lt
PIEDINI INOX REGOLABILI Inox adjustable feet		145 ÷ 195 mm

CARATTERISTICHE/Details

MATERIALE DI COSTRUZIONE Building material		ACCIAIO INOX AISI 304 AISI 304 Stainless steel
TEMPERATURE DISPONIBILI Available temperatures		0 ÷ +8 °C -18 ÷ -22 °C
GAS REFRIGERANTE Refrigerating gas	0 ÷ +8 °C	R134a
	-18 ÷ -22 °C	R404a
REFRIGERAZIONE VENTILATA Ventilated refrigeration	0 ÷ +8 °C	x1 evaporatore centrale x1 central evaporator
	-18 ÷ -22 °C	x2 evaporatore centrale x2 central evaporator
SBRINAMENTO AUTOMATICO Automatic defrosting	0 ÷ +8 °C	A fermata semplice With simple stop
	-18 ÷ -22 °C	Con resistenza elettrica With electric resistor
EVAPORAZIONE CONDENSA Evaporation of the condensate	0 ÷ +8 °C	Con gas caldo With hot gas
	-18 ÷ -22 °C	Con resistenza elettrica With electric resistor
UNITÀ CONDENSANTE ESTRAIBILE Removable cooling unit		✓
TROPICALIZZAZIONE Tropicalization		✓
PORTE REVERSIBILI Reversible doors		✓


IMPIANTO ELETTRICO/Electric system

ALIMENTAZIONE Electrical supply		230V P+N+T/50 Hz
ASSORBIMENTO Power consumption	0 ÷ +8 °C	200W
	-18 ÷ -22 °C	1080W
RESA FRIGORIFERA evap. -10 °C / cond. 32 °C, 60% UR *evap. -30 °C / cond. 32 °C, 60% UR Refrigeration yield	0 ÷ +8 °C	302W
	-18 ÷ -22 °C	*800W

DOTAZIONE/Equipment

GRIGLIE Shelves	x3 rilsan GN 1/1
COPPIA GUIDE INOX Inox slides pair	x3 a "C"