

# PIZZA HOT P16L



Barriera termica  
Thermal barrier



Cielo/platea indipendenti  
Ceiling/bedplate controls



Illuminazione alogena  
Halogen lighting



Doppio vetro panoramico  
facilmente sostituibile  
Easily replaceable  
panoramic double glass



Valvola rilascio vapore  
Steam release valve



Porta bilanciata  
Balanced door





Camere sovrapponibili  
Overlapping chambers









17 mm  
Pietra refrattaria reversibile  
Reversible refractory stone

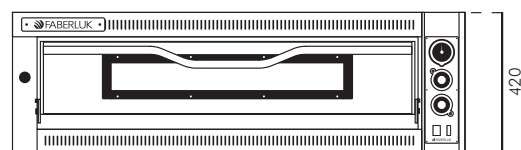
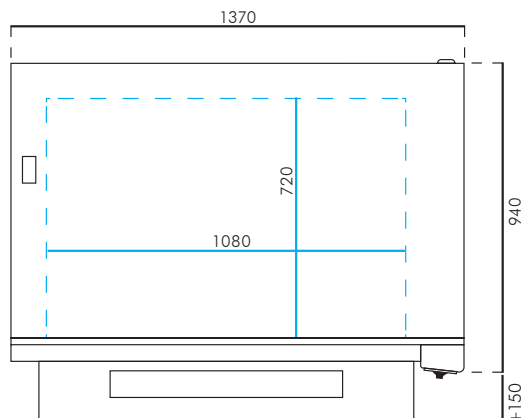


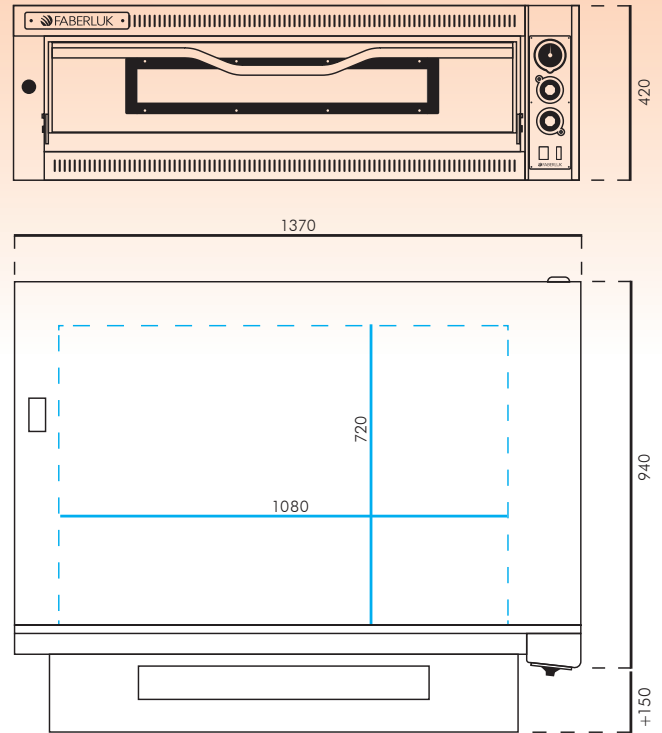

50°-500°  
Temperatura di utilizzo  
Usage temperature



SCHEDA TECNICA A PAGINA 116  
TECHNICAL SHEET ON PAGE 116

			DIMENSIONI ESTERNE EXTERNAL DIMENSIONS
Ø 360 mm			I. 1370 x p. 940 x h. 420 mm
			DIMENSIONI CAMERA CHAMBER DIMENSIONS
600x400 mm			I. 1080 x p. 720 x h. 140 mm





## DIMENSIONI/Measures

<b>VOLUME CON IMBALLO</b> Volume with packaging	l.1090 x p.1400 x h.580 mm
<b>DIMENSIONI ESTERNE</b> External dimensions	l.1370 x p.940 x h.420 mm
<b>DIMENSIONI CAMERA</b> Chamber dimensions	l.1080 x p.720 x h.140 mm
<b>PESO NETTO</b> Net weight	145 Kg
<b>PESO LORDO</b> Gross weight	160 Kg
<b>SUPERFICIE TOTALE COTTURA</b> Total cooking surface	0,77 m <sup>2</sup>

## CARATTERISTICHE/Details

<b>BARRIERA TERMICA</b> Thermal barrier	✓
<b>CIELO/PLATEA INDIPENDENTI</b> Ceiling/bedplate controls	✓
<b>ILLUMINAZIONE ALOGENA</b> Halogen lighting	✓
<b>DOPPIO VETRO PANORAMICO FACILMENTE SOSTITUIBILE</b> Easily replaceable panoramic double glass	✓
<b>VALVOLA RILASCIO VAPORE</b> Steam release valve	✓
<b>PORTA BILANCIATA</b> Balanced door	✓
<b>CAMERE SOVRAPPONIBILI</b> Overlapping chambers	✓
<b>PIETRA REFRATTARIA REVERSIBILE</b> Reversible refractory stone	✓

## CAPACITÀ DI COTTURA/Cooking capacity

<b>TEGLIE 600x400</b> 600x400 trays	x2
<b>PIZZA Ø 36</b>	x6
<b>TEMPERATURE</b> Temperatures	50>500 °C

## IMPIANTO ELETTRICO/Electric system

<b>ALIMENTAZIONE</b> Electrical supply	400V 3P+N+T/ 50Hz
	230V 3P+T/ 50Hz
<b>POTENZA</b> Power consumption	9 kW
<b>RESISTENZE e POTENZA</b> Resistors and power consumption	6x - 1500 W
<b>CORRENTE NOMINALE</b> Nominal current	400V 3P+N+T 13 A
	230V 3P+T 22,6 A
<b>CAVO</b> Electric cable	400V 3P+N+T 5G4
	230V 3P+T 5G4