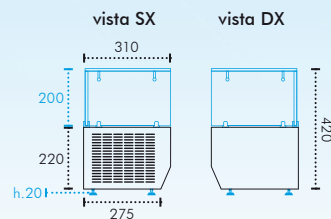
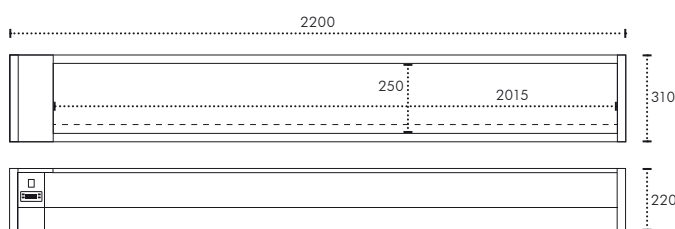
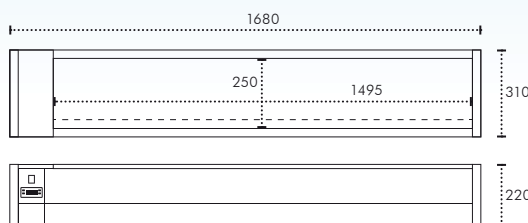
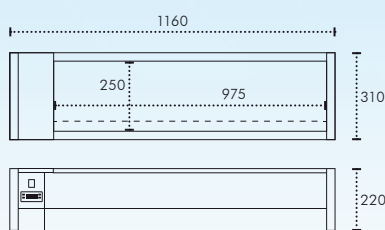


GN 1/4



EXPÒ GN 1/4 1160 REMOTO - DIMENSIONI/Measures

VOLUME CON IMBALLO Volume with packaging		1.1650 x h.490 x p.420 mm
PESO NETTO Net weight	senza vetri without glasses	19 Kg
	con vetri with glasses	37 Kg
PESO LORDO Gross weight	senza vetri without glasses	34 Kg
	con vetri with glasses	52 Kg

EXPÒ GN 1/4 1680 REMOTO - DIMENSIONI/Measures

VOLUME CON IMBALLO Volume with packaging		1.2050 x h.490 x p.420 mm
PESO NETTO Net weight	senza vetri without glasses	21 Kg
	con vetri with glasses	45 Kg
PESO LORDO Gross weight	senza vetri without glasses	38 Kg
	con vetri with glasses	62 Kg

EXPÒ GN 1/4 2200 REMOTO - DIMENSIONI/Measures

VOLUME CON IMBALLO Volume with packaging		1.2620 x h.490 x p.420 mm
PESO NETTO Net weight	senza vetri without glasses	24 Kg
	con vetri with glasses	57 Kg
PESO LORDO Gross weight	senza vetri without glasses	43 Kg
	con vetri with glasses	75 Kg

CARATTERISTICHE/Details

MATERIALE DI COSTRUZIONE Building material	ACCIAIO AISI 304 AISI 304 Stainless steel	
TEMPERATURA D'ESERCIZIO Operating temperature	+2 ÷ +8 °C	
GAS REFRIGERANTE Refrigerating gas	R134a	
REFRIGERAZIONE Refrigeration	Statica Static	
SBRINAMENTO AUTOMATICO Automatic defrosting	A fermata semplice With simple stop	
LARGHEZZA PERSONALIZZABILE Customizable width	EXPÒ GN 1/4 1160	Da 1000 a 1680 mm From 1000 to 1680 mm
	EXPÒ GN 1/4 1680	Da 1680 a 2200 mm From 1680 to 2200 mm
	EXPÒ GN 1/4 2200	Da 2200 a 3000 mm From 2200 to 3000 mm
VETRI TEMPERATI Tempered glasses	✓	
PIEDINI REGOLABILI Adjustable feet	20 ÷ 30 mm	

IMPIANTO ELETTRICO/Electric system

ALIMENTAZIONE Electrical supply	230V P+N+T/50 Hz
ASSORBIMENTO Power consumption	270W