

# PLAN 6 2 VANI



Realizzato in inox  
Inox made



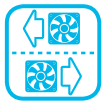
250 lt



600 mm



R134a



Evaporatore centrale  
Central evaporator



Evap. a gas caldo  
Hot gas evap. system



Angoli arrotondati  
Rounded corners



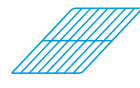
Guide a "C"  
"C" slides



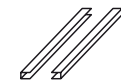
Coibentazione a 75 mm con piano  
75 mm insulation with mounted top



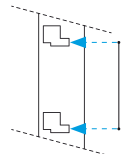
Unità condensante estraibile  
Extractable cooling unit



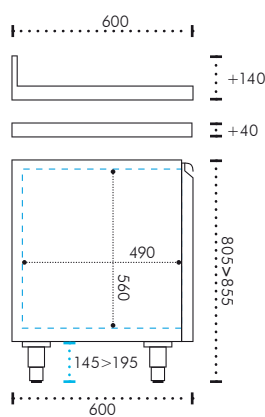
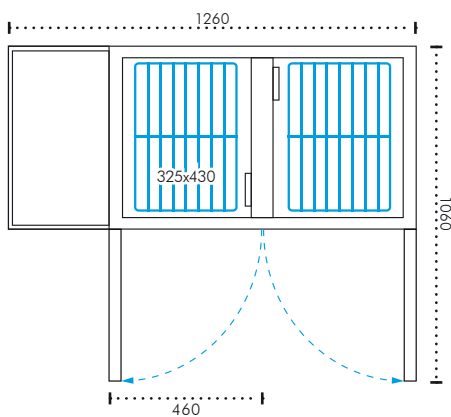
1x vano, 325x430 rilsan  
1x space, 325x430 rilsan


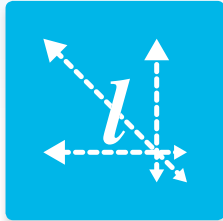
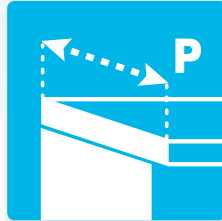
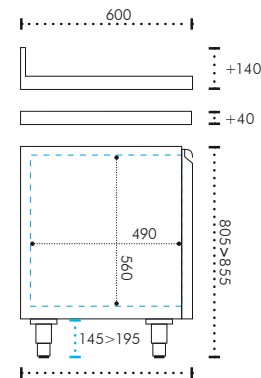
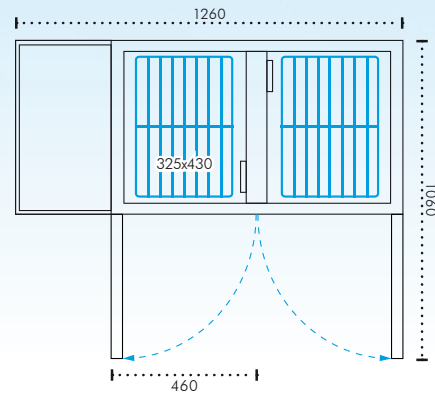


1x vano, coppia guide  
1x space, slides pair



56 mm  
x8 livelli  
x8 positions




**325x430 mm**

**250 lt**

**600 mm**

**DIMENSIONI/Measures**

<b>VOLUME CON IMBALLO</b> Volume with packaging	I.1300 x h.1100 x p.750 mm
<b>PESO NETTO, SENZA PIANO</b> Net weight, without top	70 Kg
<b>PESO LORDO, SENZA PIANO</b> Gross weight, without top	90 Kg
<b>PIANO LISCIO</b> Smooth top	+10 Kg
<b>PIANO LISCIO CON ALZATINA</b> Smooth top with splashback	+11 Kg
<b>CAPACITÀ</b> Capacity	250 Lt
<b>PIEDINI INOX REGOLABILI</b> Inox adjustable feet	145÷195 mm

**CARATTERISTICHE/Details**

<b>MATERIALE DI COSTRUZIONE</b> Building material	ACCIAIO INOX AISI 304 AISI 304 Stainless steel
<b>TEMPERATURE DISPONIBILI</b> Available temperatures	0÷+8 °C
<b>GAS REFRIGERANTE</b> Refrigerating gas	R134a
<b>REFRIGERAZIONE VENTILATA</b> Ventilated refrigeration	x1 evaporatore centrale x1 central evaporator
<b>SBRINAMENTO AUTOMATICO</b> Automatic defrosting	A fermata semplice With simple stop
<b>EVAPORAZIONE CONDENSA</b> Evaporation of the condensate	A gas caldo With hot gas
<b>UNITÀ CONDENSANTE ESTRAIBILE</b> Removable cooling unit	✓
<b>TROPICALIZZAZIONE</b> Tropicalization	✓
<b>PORTE REVERSIBILI</b> Reversible doors	✓

**IMPIANTO ELETTRICO/Electric system**

<b>ALIMENTAZIONE</b> Electrical supply	230V P+N+T/50 Hz
<b>ASSORBIMENTO</b> Power consumption	200W
<b>RESA FRIGORIFERA</b> evap. -10 °C / cond. 32 °C, 60% UR Refrigeration yield	302W

**DOTAZIONE/Equipment**

<b>GRIGLIE</b> Shelves	x2 rilsan 325x430 mm
<b>COPPIA GUIDE INOX</b> Inox slides pair	x2 a "C"