

# APLUS 600 PORTA A VETRI 1 VANO



Realizzato in inox  
Inox made



600 lt



700 mm



R404a



Spessore isolamento  
Insulation thickness



Evaporazione elettrica  
Electric evaporation



Tropicalizzato  
Tropicalised



Guide a "C"  
"C" slides



Refrigerazione ventilata  
Ventilated refrigeration



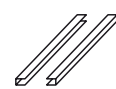
Luce e serratura  
Light and keylock



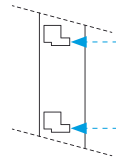
Porta reversibile  
Reversible door



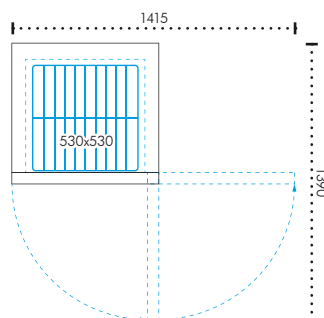
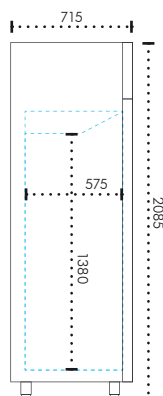
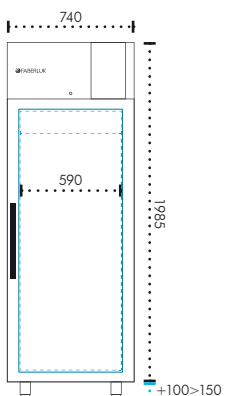
Unità cond. sostituibile  
C. unit fast replacement



x3 coppie guida  
x3 slides pair

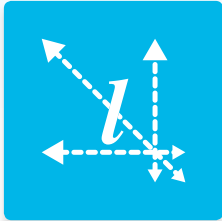


75 mm  
x17 livelli  
x17 positions

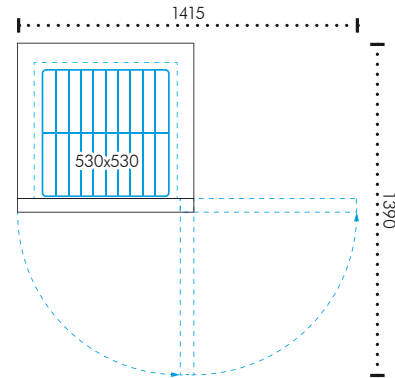
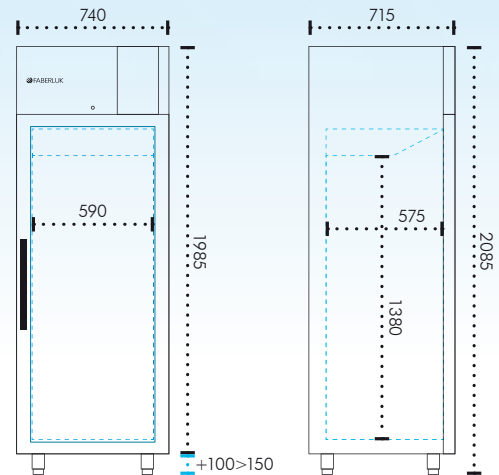




530x530 mm



600 lt



DIMENSIONI/Measures	
VOLUME CON IMBALLO Volume with packaging	1.770 x h.2140 x p.750 mm
PESO NETTO Net weight	126 kg (116 kg per Remoto)
PESO LORDO Gross weight	140 kg (130 kg per Remoto)
CAPACITÀ Capacity	600 Lt
PIEDINI INOX REGOLABILI Inox adjustable feet	100÷150 mm

CARATTERISTICHE/Details		
MATERIALE DI COSTRUZIONE Building material	ACCIAIO INOX AISI 304 AISI 304 Stainless steel	
TEMPERATURE DISPONIBILI Available temperatures	0 ÷ +8 °C	
	-2 ÷ +8 °C -18 ÷ -22 °C	
GAS REFRIGERANTE Refrigerating gas	R404a	
REFRIGERAZIONE VENTILATA Ventilated refrigeration	✓	
SBRINAMENTO AUTOMATICO Automatic defrosting	0 ÷ +8 °C	A fermata semplice Simple stop
	-2 ÷ +8 °C	Con resistenza elettrica With electric resistor
	-18 ÷ -22 °C	Con resistenza elettrica With electric resistor
EVAPORAZIONE CONDENSA Evaporation of the condensate	Automatica con resistenza Automatic with resistor	
UNITÀ CONDENSANTE ESTRAIBILE Removable cooling unit	✓	
TROPICALIZZAZIONE Tropicalization	✓	
LUCE E SERRATURA DI SERIE Light and keylock as standard	✓	
SPESSORE ISOLAMENTO Insulation thickness	75 mm	
PORTA REVERSIBILE Reversible door	✓	
VETRI RISCALDATI PER -18 ÷ -22 °C Warmed glass for -18 ÷ -22 °C	✓	

IMPIANTO ELETTRICO/Electric system		
ALIMENTAZIONE Electrical supply	230V P+N+T/50 Hz	
ASSORBIMENTO Power consumption	0 ÷ +8 °C	490W
	-2 ÷ +8 °C	490W
	-18 ÷ -22 °C	1100W
RESA FRIGORIFERA evap. -10 °C / cond. 54,4 °C *evap. -23,3 °C / cond. 54,4 °C Refrigeration yield	0 ÷ +8 °C	519W
	-2 ÷ +8 °C	519W
	-18 ÷ -22 °C	*935W

DOTAZIONE/Equipment	
GRIGLIE Shelves	x3 rilsan 530x530 mm
COPIA GUIDE INOX Inox slides pair	x3 a "C"