

APLUS 350 PESCE 1 VANO



Realizzato in inox
Inox made



350 lt



700 mm



R404a



Spessore isolamento
Insulation thickness



Evaporazione elettrica
Electric evaporation



Tropicalizzato
Tropicalised



Guide a "C"
"C" slides



Refrigerazione ventilata
Ventilated refrigeration



Luce e serratura
Light and keylock



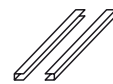
Porta reversibile
Reversible door



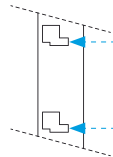
Unità cond. sostituibile
C. unit fast replacement



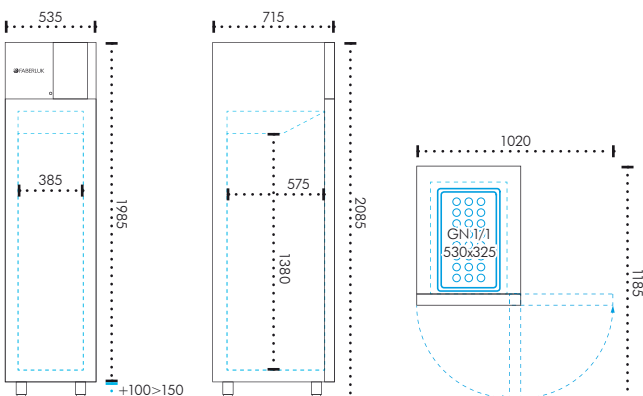
Piletta di scarico
Drain hole

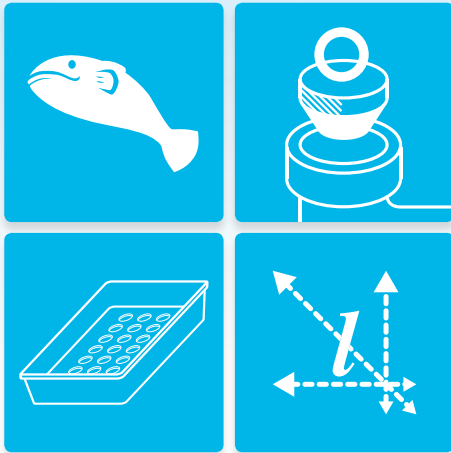


x3 coppie guida
x3 slides pair



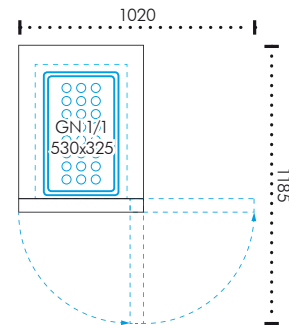
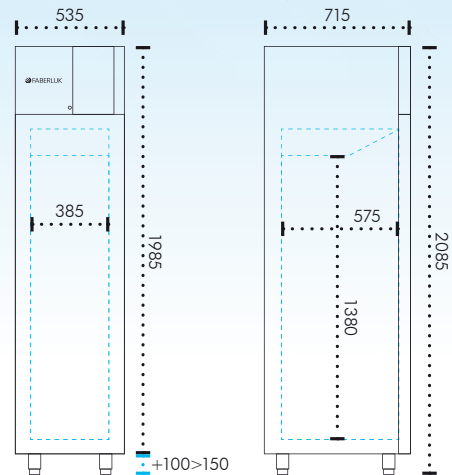
75 mm
x17 livelli
x17 positions





GN 1/1

350 lt



DIMENSIONI/Measures

VOLUME CON IMBALLO Volume with packaging	l.770 x h.2140 x p.750 mm
PESO NETTO Net weight	102 kg (92 kg per Remoto)
PESO LORDO Gross weight	116 kg (106 kg per Remoto)
CAPACITÀ Capacity	350 Lt
PIEDINI INOX REGOLABILI Inox adjustable feet	100÷150 mm

CARATTERISTICHE/Details

MATERIALE DI COSTRUZIONE Building material	ACCIAIO INOX AISI 304 AISI 304 Stainless steel
TEMPERATURE DISPONIBILI Available temperatures	-6 ÷ +4 °C
GAS REFRIGERANTE Refrigerating gas	R404a
REFRIGERAZIONE VENTILATA Ventilated refrigeration	✓
SBRINAMENTO AUTOMATICO Automatic defrosting	Con resistenza elettrica With electric resistor
EVAPORAZIONE CONDENSA Evaporation of the condensate	Automatica con resistenza Automatic with resistor
UNITÀ CONDENSANTE ESTRAIBILE Removable cooling unit	✓
TROPICALIZZAZIONE Tropicalization	✓
LUCE E SERRATURA DI SERIE Light and keylock as standard	✓
SPESSORE ISOLAMENTO Insulation thickness	75 mm
PORTA REVERSIBILE Reversible door	✓
PILETTA DI SCARICO SUL FONDO Drain hole at the bottom	✓

IMPIANTO ELETTRICO/Electric system

ALIMENTAZIONE Electrical supply	230V P+N+T/50 Hz
ASSORBIMENTO Power consumption	330W
RESA FRIGORIFERA evap. -10 °C / cond. 54,4 °C Refrigeration yield	368W

DOTAZIONE/Equipment

BACINELLE IN ABS + FALSO FONDO ABS basin + false bottom	x3 GN 1/1 530x325 mm
COPPIA GUIDE INOX Inox slides pair	x3 α "C"